

PROPOSED FINAL BUDGET PRESENTATION
School District of Springfield Township
FISCAL YEAR 2019-2020



Dr. Nancy M. Hacker
Superintendent

Mr. Kenneth King
Business Administrator

THE BUDGET REPRESENTS...

- fiscal support for the district goals
- the wants and needs of the community, staff, and students
- a balance between wants and needs
- a need to establish priorities
- a balance between priorities and what we believe we can afford



OUR APPROACH TO BUDGET PREPARATION -

- Maintain competitive academic programs
- Offer a wide array of extracurricular activities and clubs
- Attract and keep essential staff yet capitalize on attrition
- Practice fiscal responsibility by scrutinizing expenditures
- Maintain and improve district facilities
- Streamline services and focus on efficiencies



A QUICK LOOK BACK – JANUARY, 2019

5.64% = INCREASE = \$2,400,000

GOAL = PA ACT 1 INDEX = 2.3%

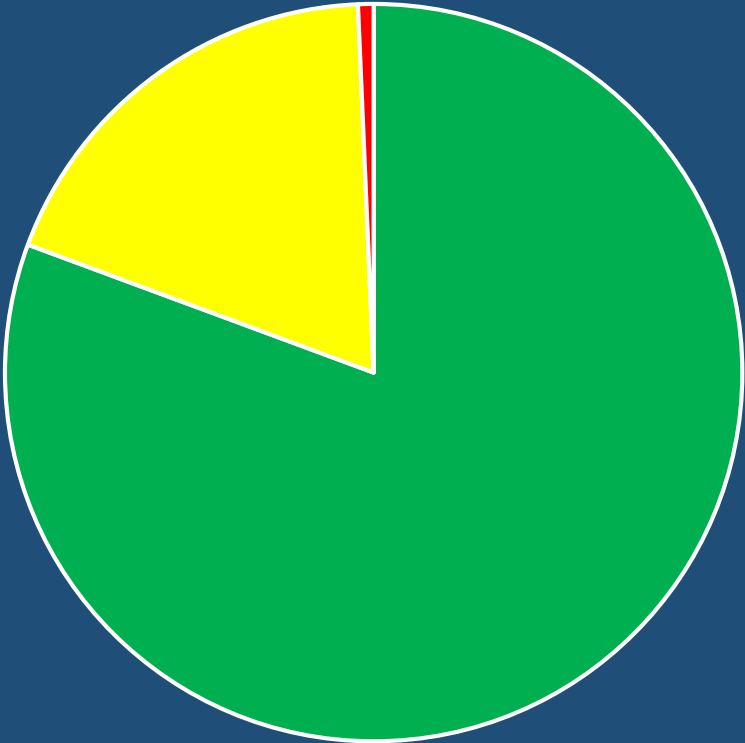
2.3% RAISES \$1,000,000

DEFICIT = \$1,400,000



REVENUE SOURCES for 2019-2020 – LOCAL, STATE, FEDERAL

\$59,318,626

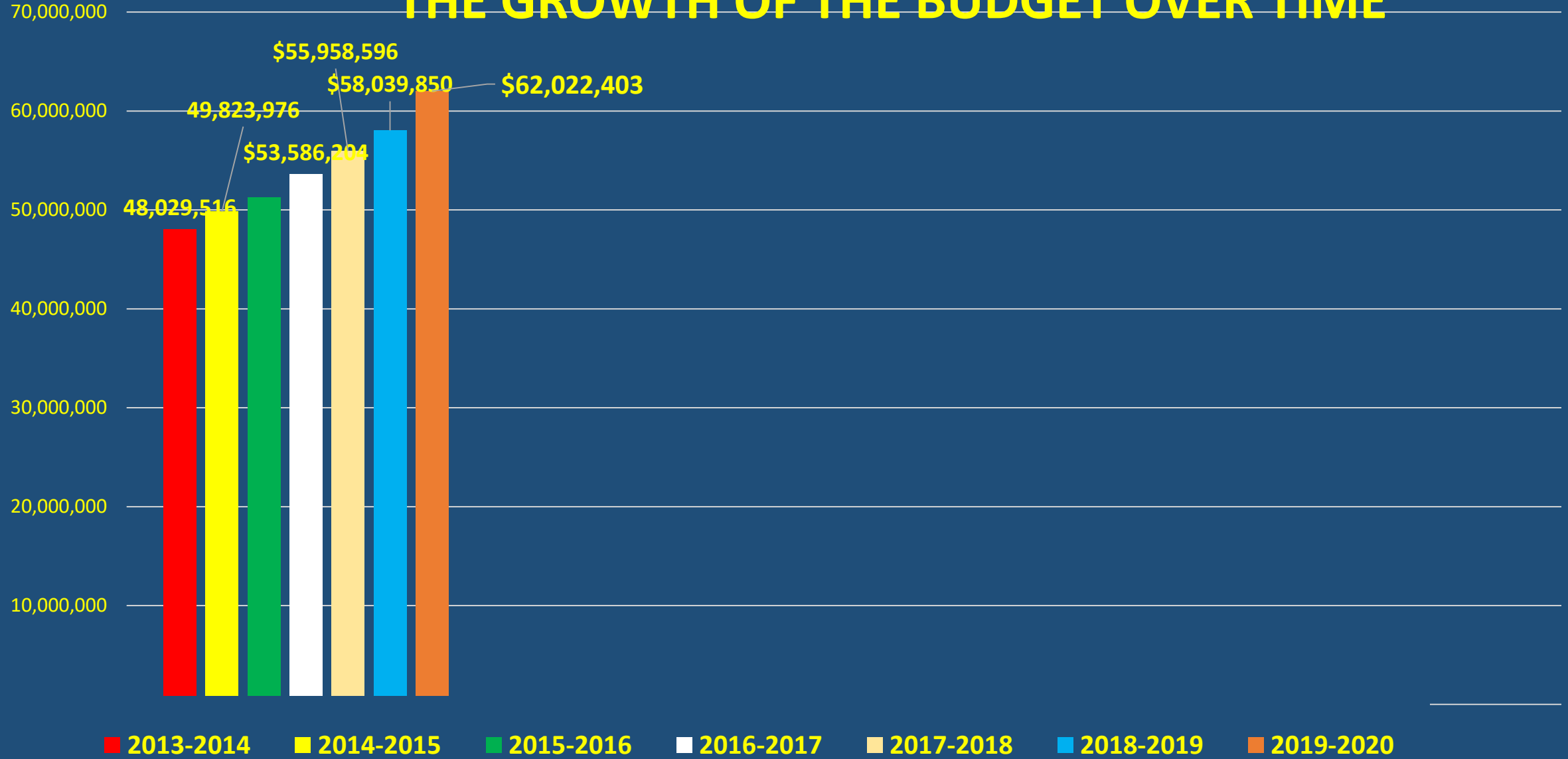


LOCAL

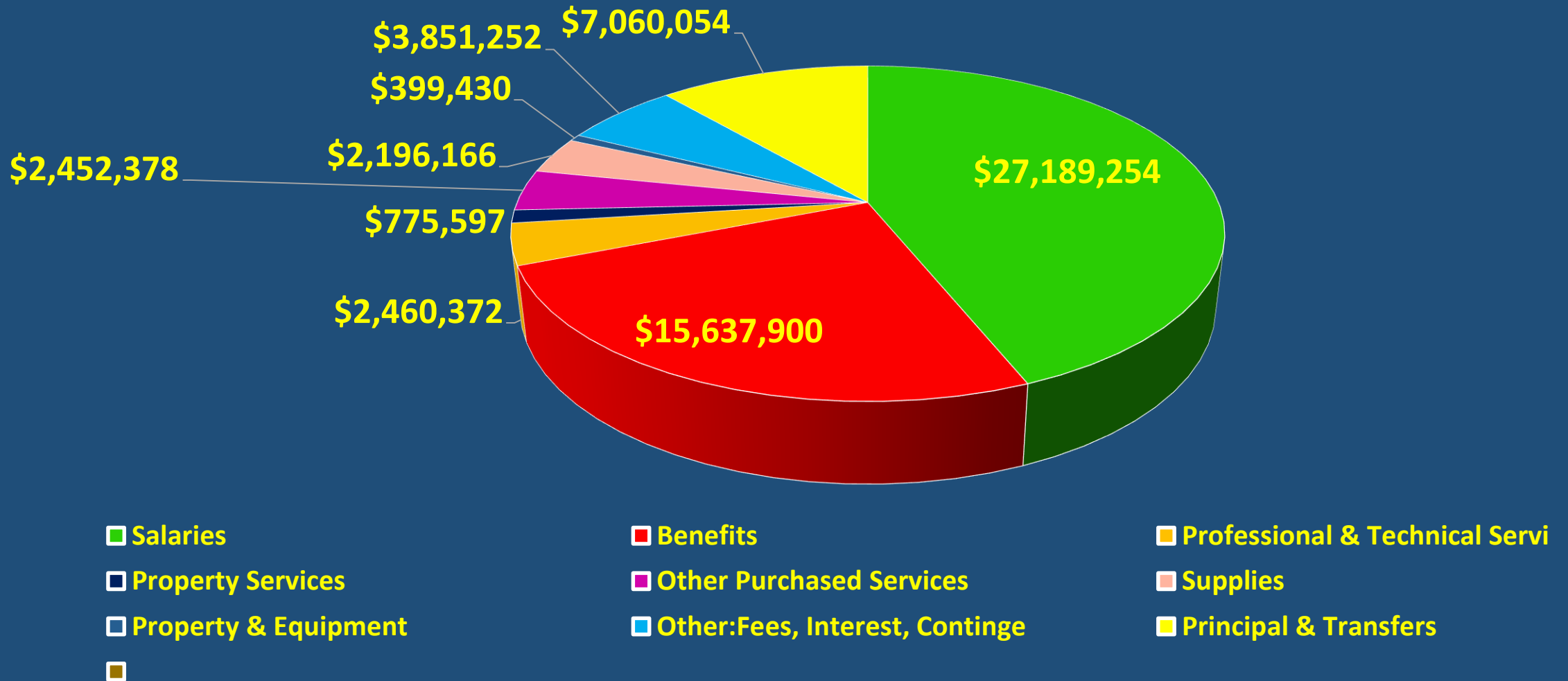
STATE

FEDERAL

THE GROWTH OF THE BUDGET OVER TIME



2019-2020 BUDGET CATEGORIES



DIFFERENCE BETWEEN REVENUES AND EXPENSES

REVENUES = \$59,318,626
EXPENDITURES = \$62,022,403

DIFFERENCE = \$2, 703,777

**FUND BALANCE CONTRIBUTION TO HELP OFFSET THE DIFFERENCE AND TO PAY
FOR THE FOLLOWING:**

Capital Reserve for Capital Projects -\$1.5 million

PSERS - \$205,277

Facilities Equipment (Fields Seeder, Truck)- \$93,500

Capitalized Interest - \$805,000

Spec Ed - \$100,000

AN EXPENSE PRIORITY FOR THIS BUDGET

NEW STAFF FOR INCREASING ENROLLMENTS - \$427,737

- NEW MIDDLE SCHOOL ELA TEACHER
- NEW HS SCIENCE (BIO/CHEM) TEACHER
- .5 SPANISH (MS) AND ELD TEACHER
- INCREASE OF .5 HS ENGLISH TEACHER TO 1.0
- INCREASE IN DAYS OF OT AND PT SPECIALISTS
- INCREASE IN DAYS OF INSTRUC. TECH SPECIALISTS

NEW COURSE PROGRAMMING

- **Human Growth and Development/Health - ES**
- **Civics (Middle School)**
- **Public Speaking (HS)**
- **Planetary Science (HS)**
- **AP Chemistry (HS)**
- **AP Physics (HS)**
- **Glassworks (HS)**
- **Instruments of Rock (HS)**

DISTRICT TAX INCREASES OVER TIME

2007-2008	2008-2009	2009-2010	2010-2011	2011-2012	2012-2013	2013-2014	2014-2015	2015-2016	2016-2017	2017-2018	2018-2019	2019-2020
6.7%	5.7%	2.0%	4.0%	1.4%	2.5%	1.70%	1.91%	1.77%	1.89%	2.29%	2.08%	1.96%

TAX INCREASES OVER THE PAST 3 YEARS

MONTHLY TAX INCREASES

- ❖ 2017-2018 = \$9.16
- ❖ 2018-2019 = \$8.49
- ❖ 2019-2020 = \$8.15

(Highest was \$20 in 2007-08)

YEARLY TAX INCREASES

- ❖ 2017-2018 = \$110
- ❖ 2018-2019 = \$102
- ❖ 2019-2020 = \$98



MONTHLY TAX INCREASES = averaged under 1.94% in the last 7 years

PREVIOUS YEARS = average increase was over 4.22%

PREVIOUS CONSTRUCTION DEBT YEARS – AVERAGED 5.6%

CURRENT PROJECT DEBT YEARS – AVERAGE 2.0%

CURRENT INCREASE = 1.96%

THANK YOU TO THE COMMUNITY OF
SPRINGFIELD TOWNSHIP FOR YOUR SUPPORT
OF A QUALITY EDUCATIONAL EXPERIENCE FOR
OUR STUDENTS!