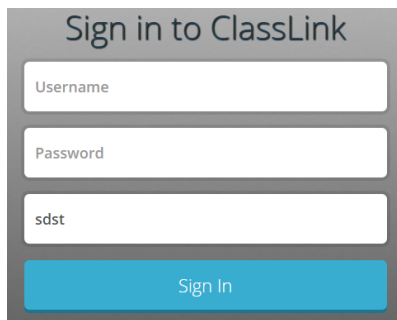


# Password Recovery- Setup

## Technology Links

- [Google Apps/Intranet](#)
- [Teacher Access Center](#)
- [Moodle](#)
- [Tech Ticket](#)
- [Performance PLUS](#)
- [MAP Reports- OLD SITE](#)
- [Web-based MAP and Reports-](#)
- [E-Metrics](#)
- [CDT Data](#)
- [TAC Password Reset Page](#)
- [My Learning Plan](#)
- [PVAAS](#)
- [Launchpad/ClassLink](#)

Open your browser and go to school website. On the Staff page, click on **Launchpad/Classlink**



Sign in to ClassLink

Username

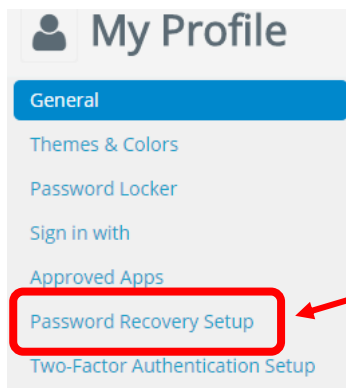

Password

sdst

Sign In

Sign in to ClassLink using your network credentials (what you would use to log into your computer)

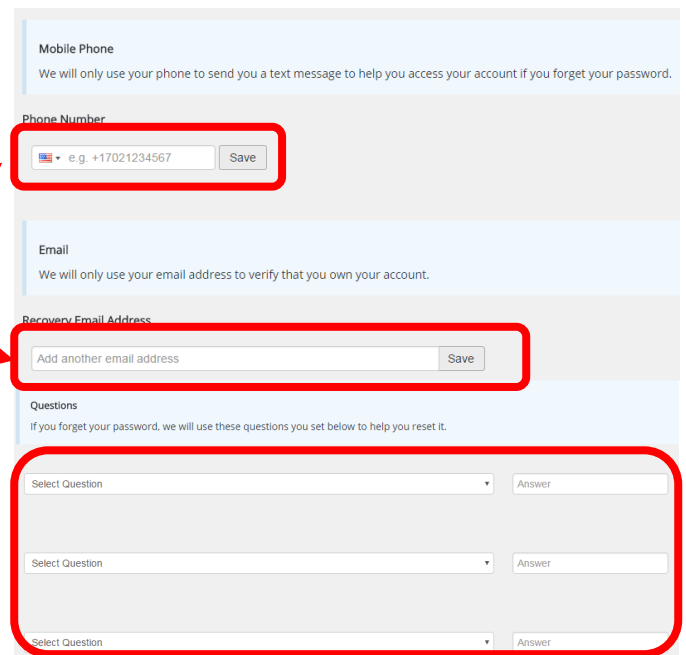
In the upper right corner click on the down arrow next to the blank person picture. Then click on **My Profile**.



**My Profile**

- General
- Themes & Colors
- Password Locker
- Sign in with
- Approved Apps
- Password Recovery Setup**
- Two-Factor Authentication Setup

On the right side, click on Password Recovery Setup



Mobile Phone

We will only use your phone to send you a text message to help you access your account if you forget your password.

Phone Number

+ e.g. +17021234567 Save

Email

We will only use your email address to verify that you own your account.

Recovery Email Address

Add another email address Save

Questions

If you forget your password, we will use these questions you set below to help you reset it.

Select Question Answer

Select Question Answer

Select Question Answer

- You do not need to put in a phone number
- Please put an email address in that you have access to.
- Answer 3 recovery questions.

Click on Save questions. You are now setup to change your password from anywhere. You do not need to be on campus.

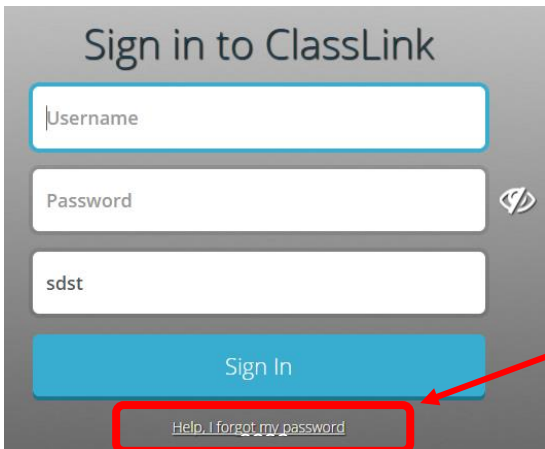
# Password Recovery Part 2

You need to reset your password, and you're at home. What do you do?  
Go to the school website, and click on Staff.

Click on **Launchpad/Classlink**

## Technology Links

- [Google Apps/Intranet](#)
- [Teacher Access Center](#)
- [Moodle](#)
- [Tech Ticket](#)
- [Performance PLUS](#)
- [MAP Reports- OLD SITE](#)
- [Web-based MAP and Reports-](#)
- [E-Metrics](#)
- [CDT Data](#)
- [TAC Password Reset Page](#)
- [My Learning Plan](#)
- [PVAAS](#)
- [Launchpad/ClassLink](#)



Sign in to ClassLink

Username

Password

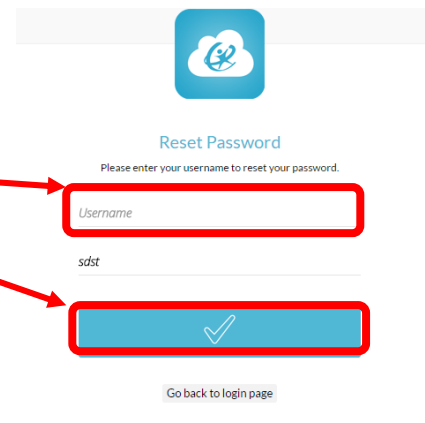
sdst

Sign In

[Help, I forgot my password](#)

Click on **Help, I forgot my password**

Enter your username, then click on the checkmark.



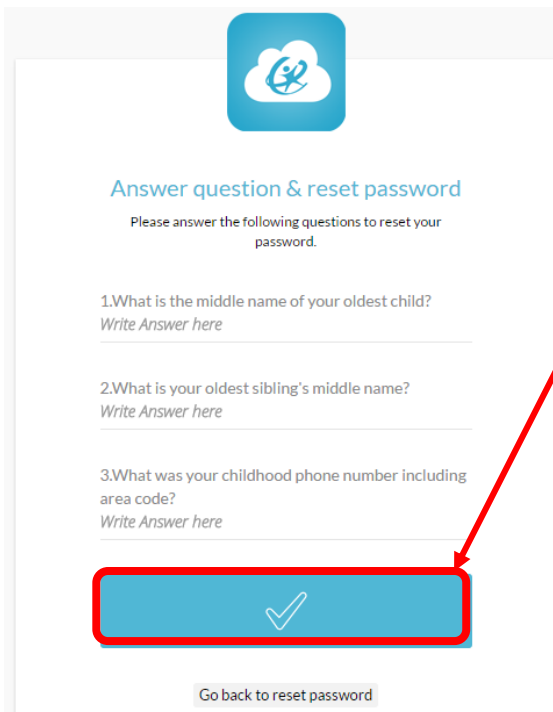
Reset Password

Please enter your username to reset your password.

Username

sdst

Go back to login page



Answer question & reset password

Please answer the following questions to reset your password.

1.What is the middle name of your oldest child?  
*Write Answer here*

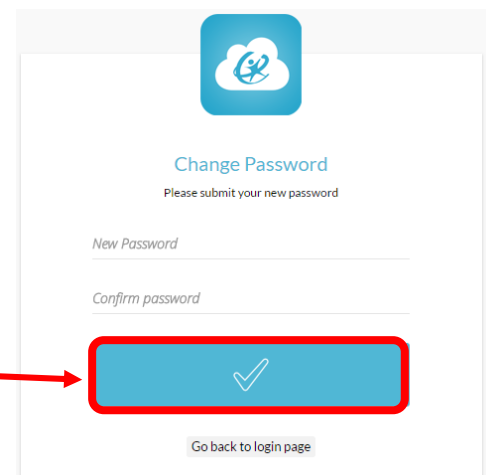
2.What is your oldest sibling's middle name?  
*Write Answer here*

3.What was your childhood phone number including area code?  
*Write Answer here*

Go back to reset password

Answer the 3 security questions that you have previously set, and click on the check mark

Type what you want your new password to be, then confirm it by typing again. Then click on the check mark. Your password should now be reset.



Change Password

Please submit your new password

New Password

Confirm password

Go back to login page